

Lesson 27

Lesson 27, page 1 of 12

Glencoe Geometry Chapter 9.1 and 9.2

Circles, Angles, and Arcs

What would our world be without circles? From car tires, to CDs and DVDs, to gears, and crop circles, the circle is one of the most useful and important of all geometric shapes.

Science, and particularly geometry and astronomy/astrology, was linked directly to the divine for most medieval scholars. The compass in this 13th century manuscript is a symbol of God's act of Creation. Many believed that there was something intrinsically "divine" or "perfect" that could be found in circles. God has created the universe after geometric and harmonic principles, to seek these principles was therefore to seek and worship God.



God the Geometer

But what is a circle, really?

Well, we have already seen that it is

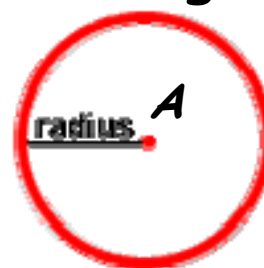
- the shape of a cross-section of a cone (or a cylinder)
- round
- Circularlyish
- Very round

Here's its precise **Locus** definition.

A **circle** is the set of all points in a plane that are a given distance, **r** , from a given point, **A** , in that plane.

r is called the radius

A is called the center

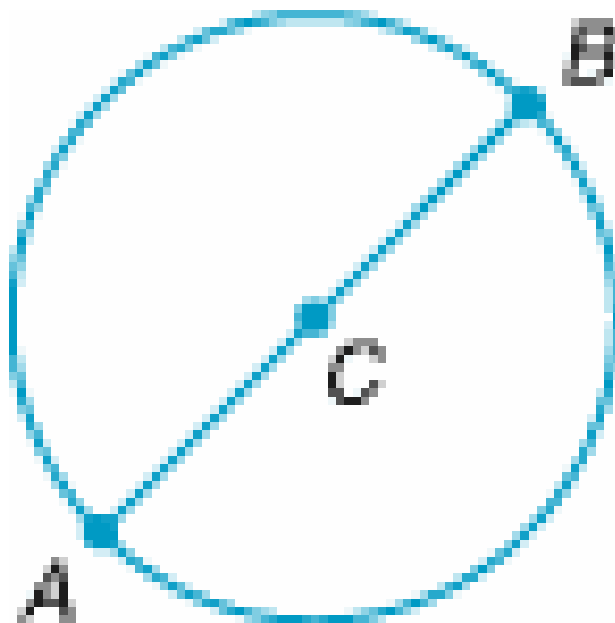


Circles are usually named by their center. This circle is called $\odot C$.

Center: C

Radius: \overline{CA} or \overline{CB}

Diameter: \overline{AB} or \overline{BA}



Note: The diameter, d , is twice the radius:

$$d = 2r \text{ or } r = \frac{d}{2}$$

Circles are **simple closed curves** which divide a plane into an **interior** and **exterior**.

- The **circumference**, C , of a circle means the length of the [perimeter of the] circle (the distance all the way around it). The formula is given by $C = 2\pi r$ or πd



Circumference, diameter, and radii are measured in linear units, such as inches and centimeters. A circle has **many different** radii and many different diameters, each passing through the center.



A real-life example of a radius is the spoke of a bicycle wheel.



<http://patentpending.blogs.com>

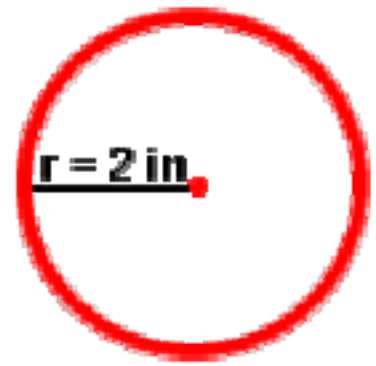
A 9-inch pizza is an example of a diameter: when one makes the first cut to slice a round pizza pie in half, this cut is the diameter of the pizza. So a 9-inch pizza has a 9-inch diameter.



<http://www.superbrandsindia.com>

Examples:

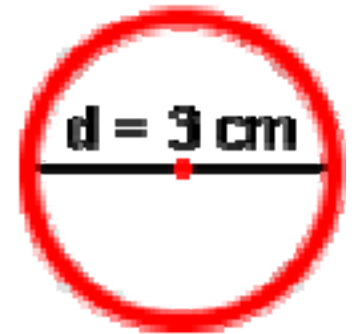
1. The radius of a circle is 2 inches.
What is the diameter?



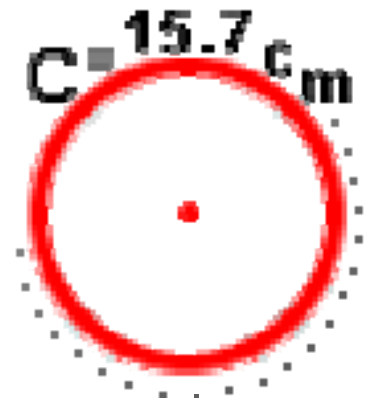
2. The radius of a circle is 2 inches. What is the circumference?



3. The diameter of a circle is 3 centimeters. What is the circumference?



4. The circumference of a circle is 15.7 centimeters. What is the diameter?



Application:

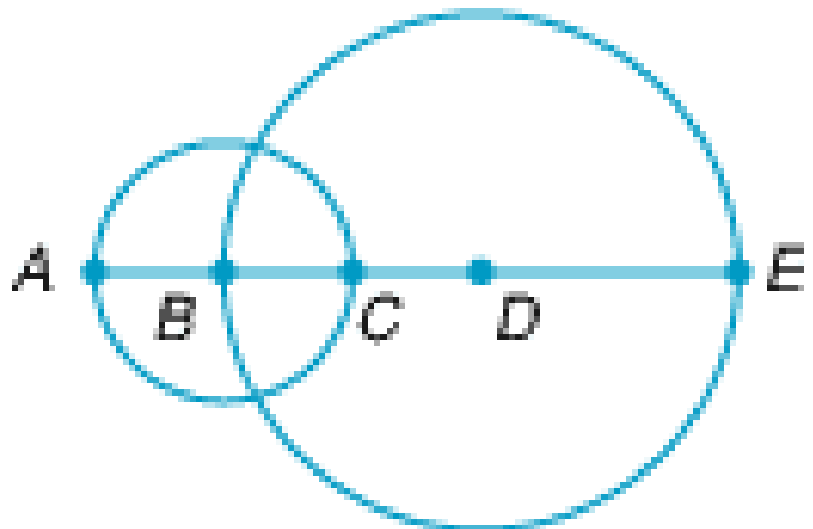
The diameter of your bicycle wheel is 25 inches. How far will you move in one turn of your wheel?



<http://patentpending.blogspot.com>

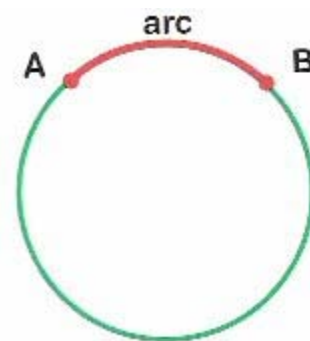
Extension:

Refer to circles B and D in the figure below. If $BC = 5$ and $CD = 5$, find AE .

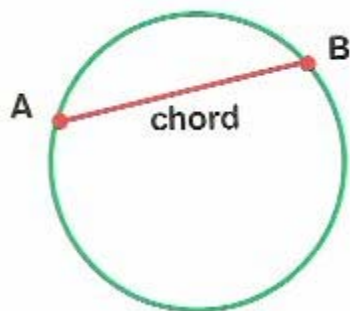


Circles have other parts as well:

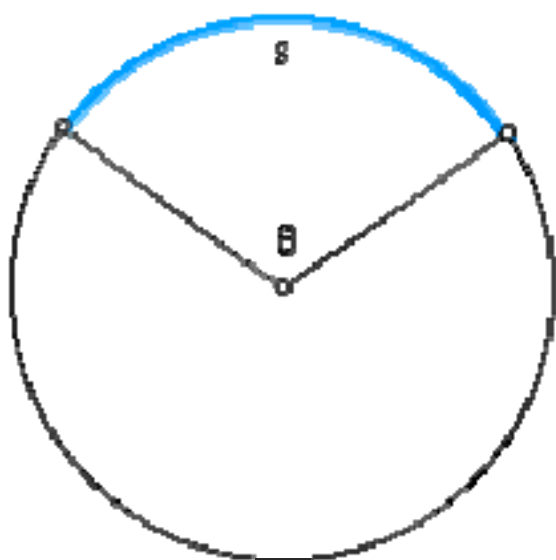
- An arc is any continuous portion of a circle.



- A chord is any segment that has its endpoints on the circle. A diameter is the longest chord in a circle. Is a radius a chord?



Here's another very important property of circles:



A central angle, θ , is an angle whose vertex is at the center of a circle. Every arc, s , subtends a central angle, θ , of a circle.

s can refer to the arc itself, or to the measure of the arc.

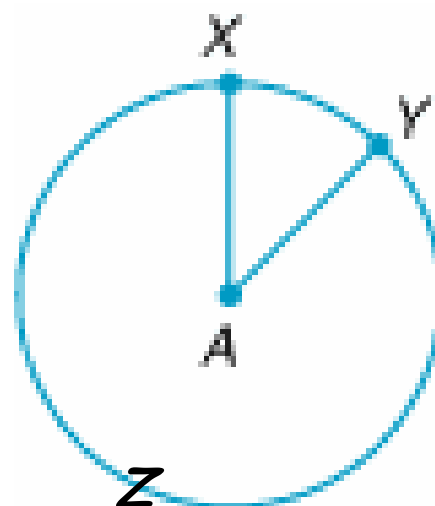
The sum of the measures of the central angles of a circle is 360°

This means that if you rotate the radius all the way around a circle, you will sweep out an arc that **IS** the circumference, and you will have rotated 360° .

Arcs are measured by their corresponding central angle, and are denoted by the letters of the points defining them with an arc over the letters. For example, in the circle below, \widehat{XY}

A central angle separates a circle into two adjacent arcs, by which we can classify them.

- a) minor arc: central angle is less than 180° .
- b) major arc: central angle is greater than 180° .



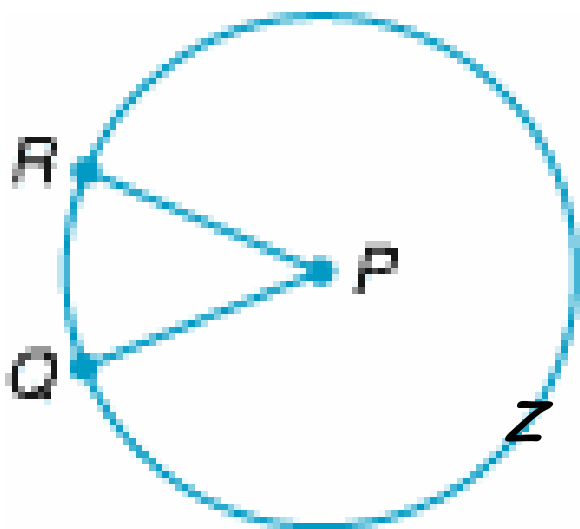
***major arcs use 3 letters to denote.**

Realize that the measure of the major arc is 360 minus the measure of the minor arc. So, if the major and minor arcs are the same measure (180° each), the arcs are called semicircles.

This also means the sum of the major and minor arcs equals 360, one full rotation.

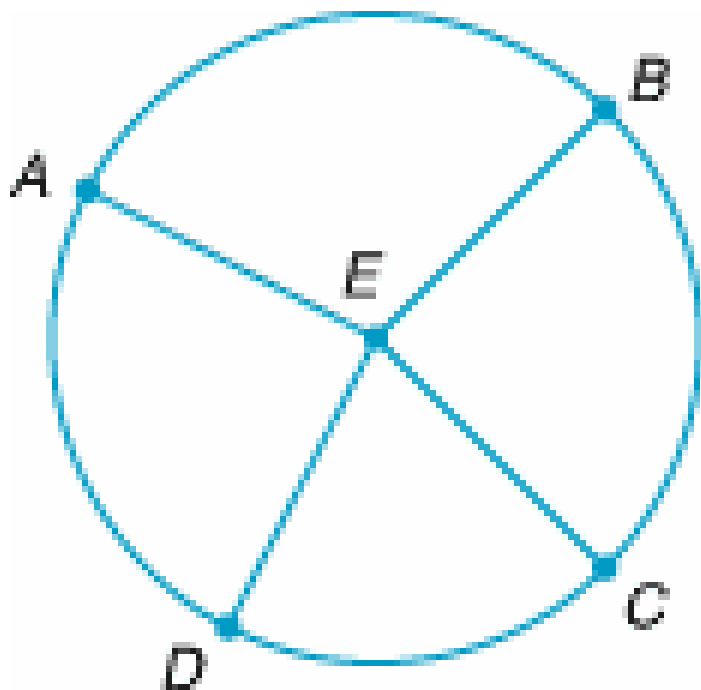
Example:

In $\odot P$, $m\angle QPR = 40$. Find $m\widehat{QR}$.




Example: Algebra

In $\odot E$, $m\angle AEB = 4x + 18$, $m\angle BEC = 5x + 4$, $m\angle CED = 3x + 4$, and $m\angle AED = 5x - 6$. Of course, find x . Then find $m\widehat{DAB}$ and classify it as major or minor.



Say What?!?!?



Archimedes: Part III

Archimedes loved circles.

He was one of the first known people to use gears to build elaborate machines (clocks/calendars) that rival today's mechanisms.

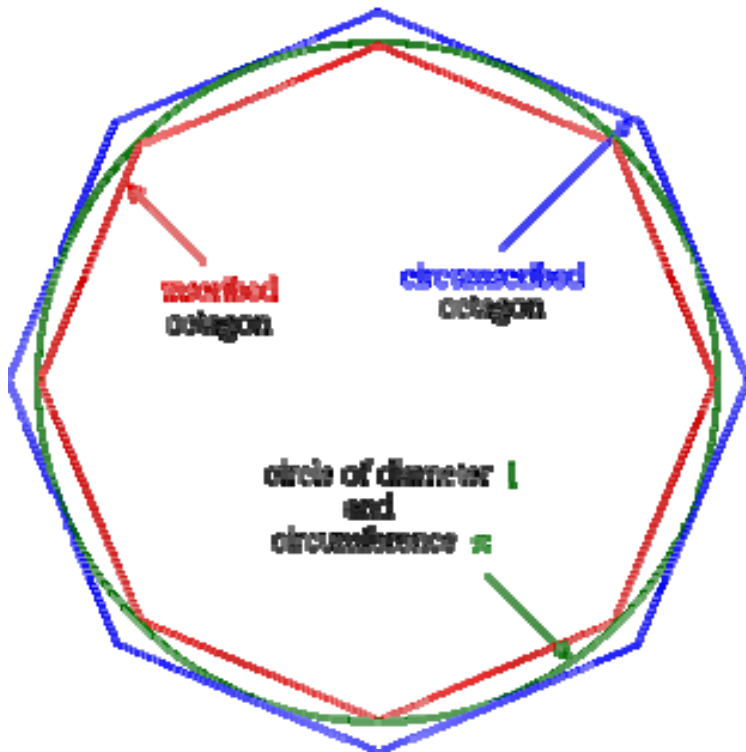
He was also the first to give us a theoretical, calculated (rather than measured) upper and lower bound for π . He found $3\frac{10}{70} < \pi < 3\frac{10}{71}$, which in decimals is $3.142857143 < \pi < 3.14084507$, correct to two decimals.

What is π exactly? From the formula for the circumference, $C = \pi d$, and solving for π , we get:

$$\pi = \frac{C}{d}$$

That is, π is the constant ratio between **ANY** circle's **circumference to its diameter**.

How did Archimedes do it? Good question!



<http://personal.bgsu.edu/~carother/pi/Pi3a.html>

He did this by modifying one of Euclid's theorems, developing a formula for the circumscribed perimeters of small regular polygons, and applied it eventually to a 96-sided inscribed and circumscribed polygon.

What was additionally remarkable is that he reduced a geometric calculation to a purely algebraic procedure, something that is probably still unsettling for Plato.

For more detailed information on this topic, check out the following websites:

<http://itech.fgcu.edu/faculty/clindsey/mhf4404/archimedes/archimedes.html>

or

<http://www.pbs.org/wgbh/nova/archimedes/pi.html>

Resources

- www.glencoe.com
- <http://en.wikipedia.org/wiki/Circle>
- <http://mathworld.wolfram.com/Circle.html>
- <http://www.mathgoodies.com/lessons/vol2/circumference.html>
- http://www.math-worksheets.info/Circle_2.html